

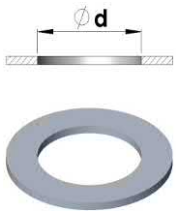
---

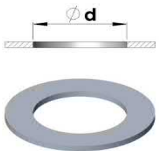
**Prodotti vari – Various**



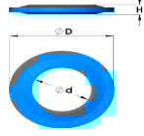
RR	RAME - COPPER							Note Notes
	Cod. Art. Code	Dimensioni (mm) Dimensions (mm)						
		INCH	DN	D	S			
	PL0402MGC	1/4	6,35	1/8	12			
	PL0404MGC	1/4	6,35	1/4	15			
	RR6		6		1,5			
	RR8		8		1,5			
	RR10	1/8	10		1,5			
	RR10 X 14		10 X 14		1,5			
	RR11		11		1,5			
	RR12		12		1,5			
	RR13	1/4	13		1,5			
	RR14		14		1,5			
	RR15		15		1,5			
	RR16		16		1,5			
	RR17	3/8	17		1,5			
	RR18		18		1,5			
	RR19	3/4unf	19		1,5			
	RR20		20		1,5			
	RR21	1/2	21		1,5			
	RR22		22		1,5			
	RR23	5/8	23		1,5			
	RR24		24		1,5			
	RR26		26		1,5			
	RR27	3/4	27		1,5			
	RR28		28		1,5			
	RR30		30		1,5			
	RR32		32		1,5			
	RR33	1	33		1,5			
	RR34		34		1,5			
	RR36		36		1,5			
	RR38		38		1,5			
	RR40		40		1,5			
	RR42	1.1/4	42		1,5			
	RR48	1.1/2	48		1,5			
	RR60	2	60		1,5			
	RR76	2.1/2	76		1,5			
	RR90	3	90		1,5			
	10X3	1/8	10		3			
	12X3		12		3			
	13X3	1/4	13		3			
	14X3		14		3			
	16X3		16		3			
	17X3	3/8	17		3			
	21X3	1/2	21		3			
	22X3		22		3			
	27X3	3/4	27		3			
	33X3	1.1/4	33		3			
	42X3	1.1/2	42		3			
	60X3	2	60		3			
	10X3	1/8	10		1			
	13X3	1/4	13		1			
	17X3	3/8	17		1			
	21X3	1/2	21		1			
	27X3	3/4	27		1			
	33X3	1	33		1			

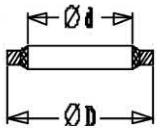


## RONDELLE - SEALS

RA	ALLUMINIO - ALUMINIUM							
	Cod. Art. Code	Dimensioni (mm) Dimensions (mm)						Note Notes
		INCH	DN	D	S			
	RA4		4		1,5			
	RA5		5		1,5			
	RA6		6		1,5			
	RA8		8		1,5			
	RA10	1/8	10		1,5			
	RA10 X 14		10 X 14		1,5			
	RA11		11		1,5			
	RA12		12		1,5			
	RA13	1/4	13		1,5			
	RA14		14		1,5			
	RA15		15		1,5			
	RA16		16		1,5			
	RA17	3/8	17		1,5			
	RA18		18		1,5			
	RA19	3/4unf	19		1,5			
	RA20		20		1,5			
	RA21	1/2	21		1,5			
	RA22		22		1,5			
	RA23	5/8	23		1,5			
	RA24		24		1,5			
	RA26		26		1,5			
	RA27	3/4	27		1,5			
	RA28		28		1,5			
	RA30		30		1,5			
	RA32		32		1,5			
	RA33	1	33		1,5			
	RA34		34		1,5			
	RA36		36		1,5			
	RA38		38		1,5			
	RA40		40		1,5			
	RA42	1.1/4	42		1,5			
	RA48	1.1/2	48		1,5			
	RA60	2	60		1,5			
RA10	1/8	10		1				
RA13	1/4	13		1				
RA17	3/8	17		1				
RA21	1/2	21		1				
RA27	3/4	27		1				
RA33	1	33		1				


RGR	RONDELLE GROVER							
	Cod. Art. Code	Dimensioni (mm) Dimensions (mm)						Note Notes
		INCH	DN	D	S	SAE3000	SAE6000	
	RGR-M05							
	RGR-M06							
	RGR-M08		M 8			0,5	0,5	
	RGR-M10		M 10			3/4_1-1.1/4	0,75	
	RGR-M12		M 12			1.1/2_2_2.1/2	1	
	RGR-M14		M 14				1.1/4	
	RGR-M16		M 16			3	1.1/2	
	RGR-M20		M 20				2	

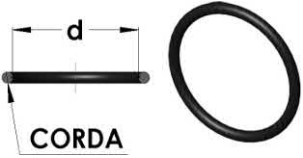
## RONDELLE - SEALS

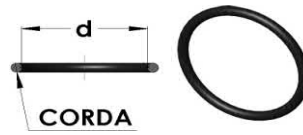
Q3 	GUARNIZIONE POLIURETANO							
	Cod. Art. Code	Dimensioni (mm) Dimensions (mm)						Note Notes
		INCH	DN	D	S	SAE3000	SAE6000	
	Q3-2560	1/2	25,4					
	Q3-3180	3/4	31,8					
	Q3-3980	1	39,6					
	Q3-4480	1.1/4	44,5					
	Q3-5430	1.1/2	53,7					
	Q3-6380	2	63,4					

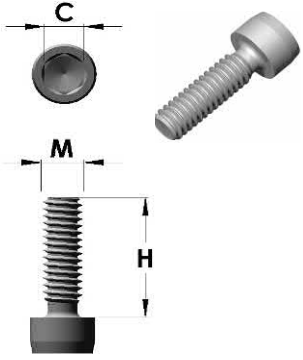
BONDED   	GUARNIZIONI CON GOMMA - BONDED SEALS							
	Cod. Art. Code	Dimensioni (mm) Dimensions (mm)						Note Notes
		INCH	DN	D	S			
	BONDED4		4					
	BONDED5		5					
	BONDED6		6					
	BONDED8		8					
	BONDED10	1/8	10					
	BONDED11		11					
	BONDED12		12					
	BONDED13	1/4	13					
	BONDED14		14					
	BONDED15		15					
	BONDED16		16					
	BONDED17	3/8	17					
	BONDED18		18					
	BONDED19	3/4UNF	19					
	BONDED20		20					
	BONDED21	1/2	21					
	BONDED22		22					
	BONDED23	5/8	23					
	BONDED24		24					
	BONDED26		26					
	BONDED27	3/4	27					
	BONDED28		28					
	BONDED30		30					
	BONDED32		32					
	BONDED33	1	33					
	BONDED34		34					
	BONDED36		36					
	BONDED38		38					
	BONDED40		40					
	BONDED42	1.1/4	42					
	BONDED48	1.1/2	48					
	BONDED60	2	60					
	BONDED76	2.1/2	76					
	BONDED90	3	90					

## RONDELLE - SEALS

R.CETOP	GUARNIZIONI GOMMATE NORMA CETOP - CETOP SEALS							
	Cod. Art. Code	Dimensioni (mm) Dimensions (mm)						Note Notes
		INCH	DN	D	S			
	R.CETOP1/8	1/8	10					
	R.CETOP1/4	1/4	13					
	R.CETOP3/8	3/8	17					
	R.CETOP1/2	1/2	21					
	R.CETOP5/8	5/8	23					
	R.CETOP3/4	3/4	27					
	R.CETOP1	1	33					
	R.CETOP1.1/4	1.1/4	42					
	R.CETOP1.1/2	1.1/2	48					
	R.CETOP2	2	60					
	R.CETOP2.1/2	2.1/2	76					
	R.CETOP3	3	90					

OR_70SH	O-RING NBR 70 SHORE						
	Cod. Art. Code	Dimensioni (mm) / Dimensions (mm)					Note Notes
		d	C	SAE			
	OR015	14	1,78				
	OR018	18,77	1,78				
	OR022	25,12	1,78				
	OR114	15,54	2,62				
	OR116	18,72	2,62				
	OR124	31,42	2,62				
	OR125	32,99	2,62				
	OR210	18,64	3,53	1/2			
	OR214	24,99	3,53	3/4			
	OR217	29,75	3,53				
	OR219	32,92	3,53	1"			
	OR220	34,52	3,53				
	OR222	37,69	3,53				
	OR222	37,69	3,53	1.1/4			
	OR225	47,22	3,53	1.1/2			
	OR228	56,74	3,53	2"			
	OR232	69,44	3,53	2.1/2			
	OR237	85,32	3,53	3"			
	OR809	15,88	2,62				
	OR812	20,63	2,62				
OR813	22,22	2,62					
OR814	23,81	2,62					
OR830	49,21	3,53					
OR843	69,85	3,53					

OR_70SH	O-RING NBR 90 SHORE						
	Cod. Art. Code	Dimensioni (mm) / Dimensions (mm)					Note Notes
		d	C	SAE			
	OR210/90	18,64	3,53	1/2			
	OR214/90	24,99	3,53	3/4			
	OR219/90	32,92	3,53	1"			
	OR222/90	37,69	3,53	1.1/4			
	OR225/90	47,22	3,53	1.1/2			
	OR228/90	56,74	3,53	2"			
	OR232/90	69,44	3,53	2.1/2			
	OR237/90	85,32	3,53	3"			

VB	VITI A BRUGOLA							
	Cod. Art. Code	Dimensioni (mm) / Dimensions (mm)						Note Notes
		M	H	C	L	SAE3000	SAE6000	
	VB 05X20	5	20					
	VB 06X20	6	20					
	VB 06X25	6	25					
	VB 06X30	6	30					
	VB 06X35	6	35					
	VB 06X45	6	45					
	VB 08X25	8	25					
	VB 08X30	8	30			1/2		
	VB 08X50	8	50					
	VB 08X60	8	60					
	VB 10X30	10	30					
	VB 10X35	10	35					
	VB 10X35	10	35			3/4	3/4	
	VB 10X35	10	35			3/4	3/4	
	VB 10X40	10	40			1.1/4		
	VB 12X35	12	35					
	VB 12X40	12	40					
	VB 12X45	12	45			1.1/2	1"	
	VB 12X45	12	45			1.1/2	1"	
	VB 12X45	12	45			1.1/2	1"	
VB 14X45	14	45				1.1/4		
VB 16X50	16	50			3"	1.1/2		
VB 20X60	20	60				2"		